



ಬೃಹತ್ ಬೆಂಗಳೂರು ಮಹಾನಗರ ಪಾಲಿಕೆ
Bruhat Bengaluru Mahanagara Palike



BBMP COVID-19 WAR ROOM 07.09.2022



OVERVIEW OF COVID-19 IN BENGALURU



CASE TRENDS

ACTIVE CASES **2,951**

Confirmed Cases

289

18,67,480 #

Recovered Cases

334

18,47,546 #

Death Cases

0

16,983 #



HOSPITALIZATION

56

ICU – V

-

ICU

13

HDU

2

General

41

INCLUDES GOVT. QUOTA AND PRIVATE WALK-IN HOSPITALIZATION



VACCINATION

3,923

2,05,02,754 #

First Dose

202

96,71,223 #

Second Dose

687

94,58,242 #

Precaution Dose

3,034

12,55,407 #



TRIAGING

MTU

8

Tele Triage

218



ACTIVE CLUSTERS

9

Budding Clusters (<5 Cases)

9

Clusters (> 5 cases)

0



TESTING

13,845

3,15,94,265 #

RAT

2,989

RTPCR

10,856

Positivity : 3.34%

*FOR LAST 7 DAYS

: indicates cumulative numbers till date



ABSTRACT OF COVID-19 SCENARIO IN BENGALURU


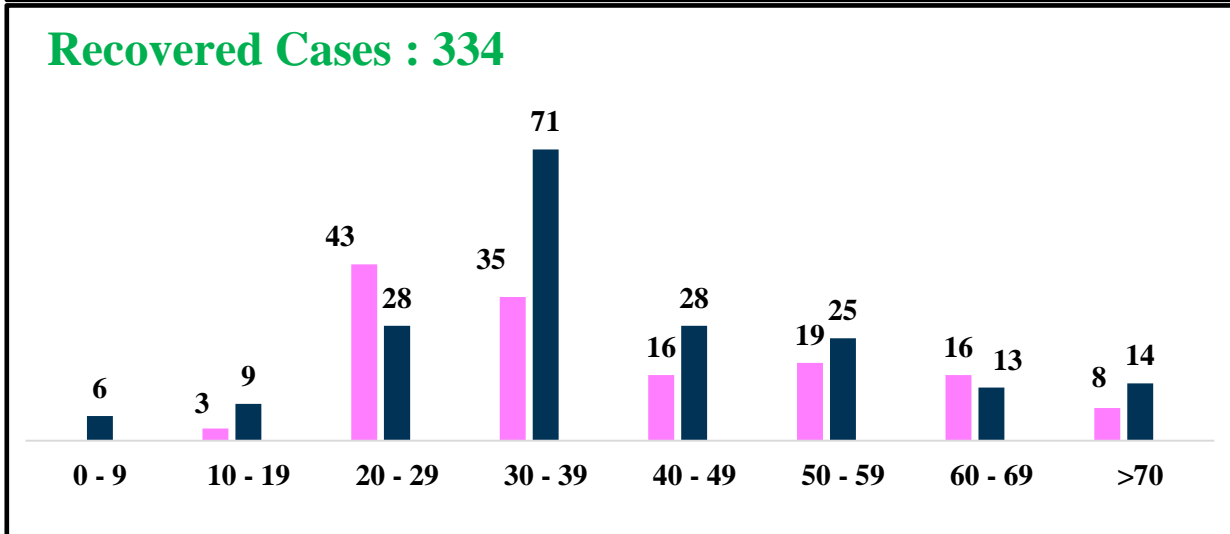
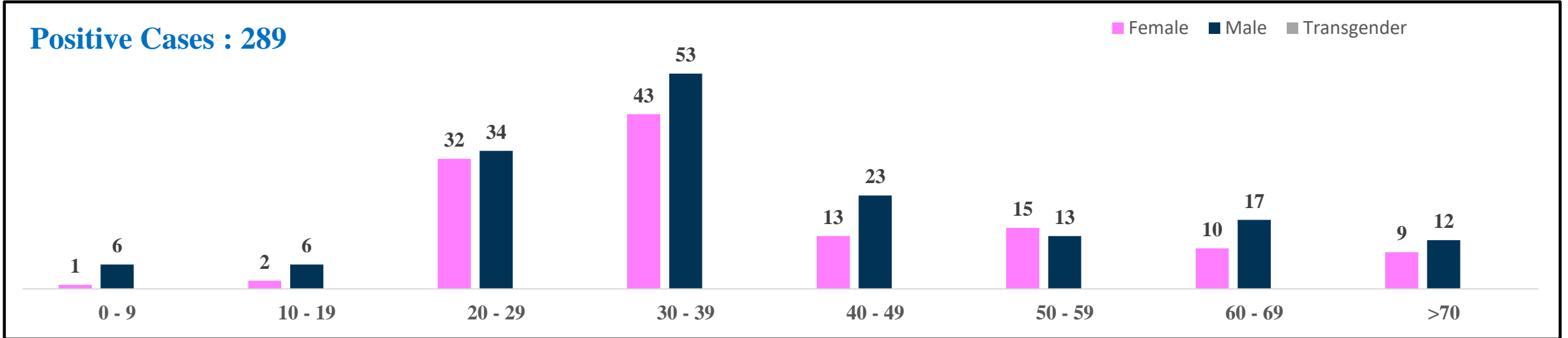


	MALE			FEMALE			TRANSGENDER			TOTAL		
	Last 24 Hours	Last 7 Days	Cumulative	Last 24 Hours	Last 7 Days	Cumulative	Last 24 Hours	Last 7 Days	Cumulative	Last 24 Hours	Last 7 Days	Cumulative
Positive Cases	164	1,643	11,00,816	125	1,307	7,65,772	0	0	196	289	2,950	18,67,480
Recovered Cases	194	2,252	10,88,147	140	1,937	7,59,306	0	0	186	334	4,189	18,47,546
Death Cases	0	0	10,755	0	0	6,224	0	0	4	0	0	16,983
Total Tests Done	In Last 24 hrs. : 13,845			In last 7 days : 88,347			Cumulative : 3,15,94,265					
Vaccine Doses Administered	In Last 24 hrs. : 3,923			In last 7 days : 19,982			Cumulative : 2,05,02,754					
ACTIVE CASES									2,951			

*Covid deaths occurred today : 00 | Covid deaths occurred beyond last 24hrs., reported today : 00

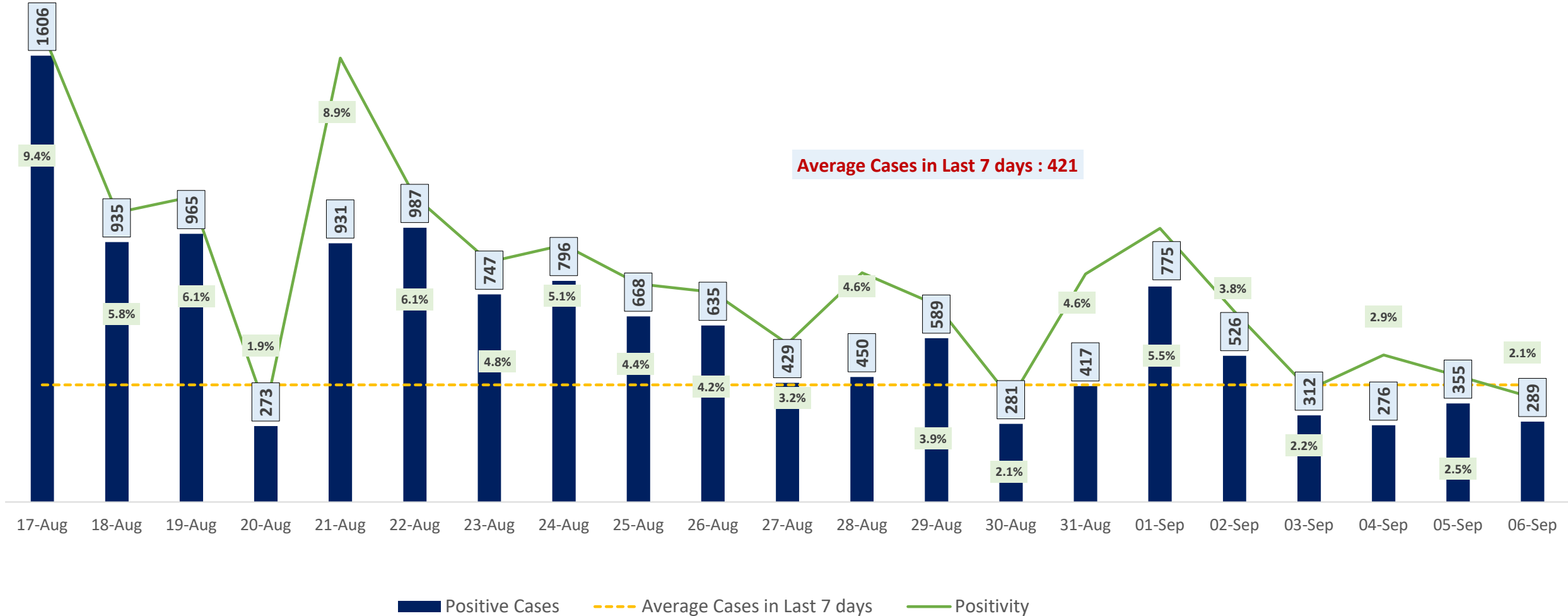


LAST 24 HOURS AGE GROUP AND GENDER WISE DISTRIBUTION





POSITIVITY RATE OF BENGALURU – LAST 21 DAYS

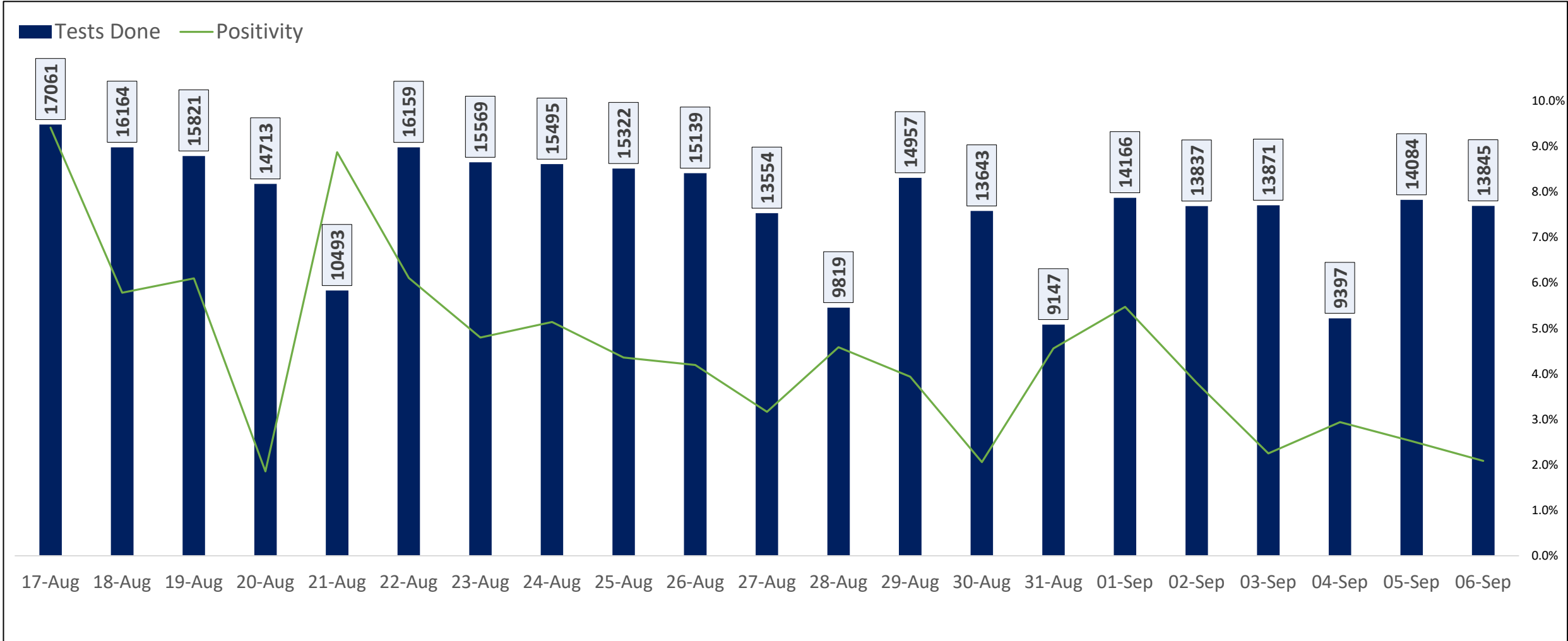




TESTING TRENDS IN BENGALURU

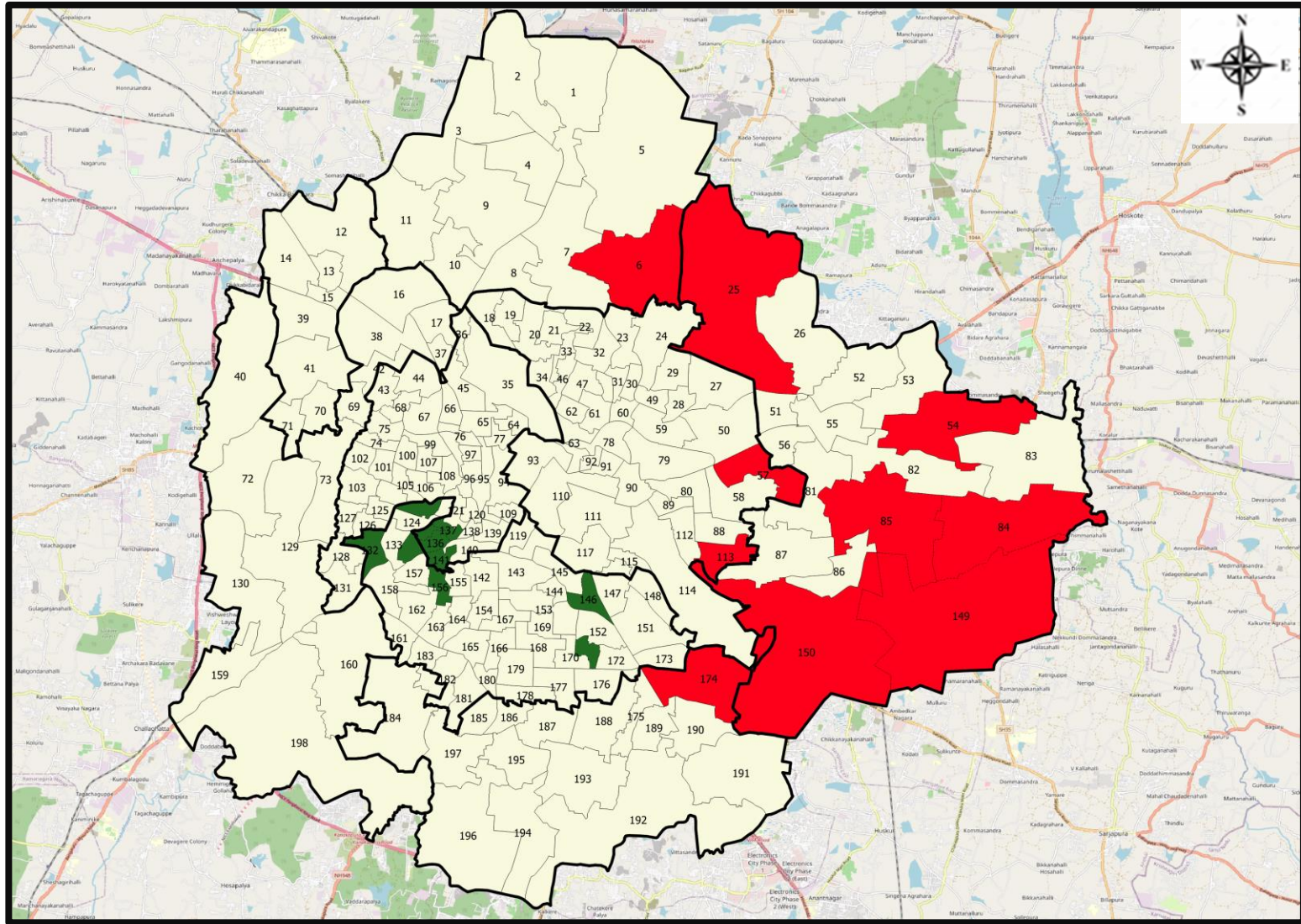


Total Test Conducted Till Date	Test Conducted Last 24 hours	Last 7 Days Average
3,15,94,265	13,845	12,621





BENGALURU URBAN MAP SHOWING TREND OF POSITIVE CASES IN LAST 7 DAYS



Top 10 wards reporting highest number of positive cases in last 7 days

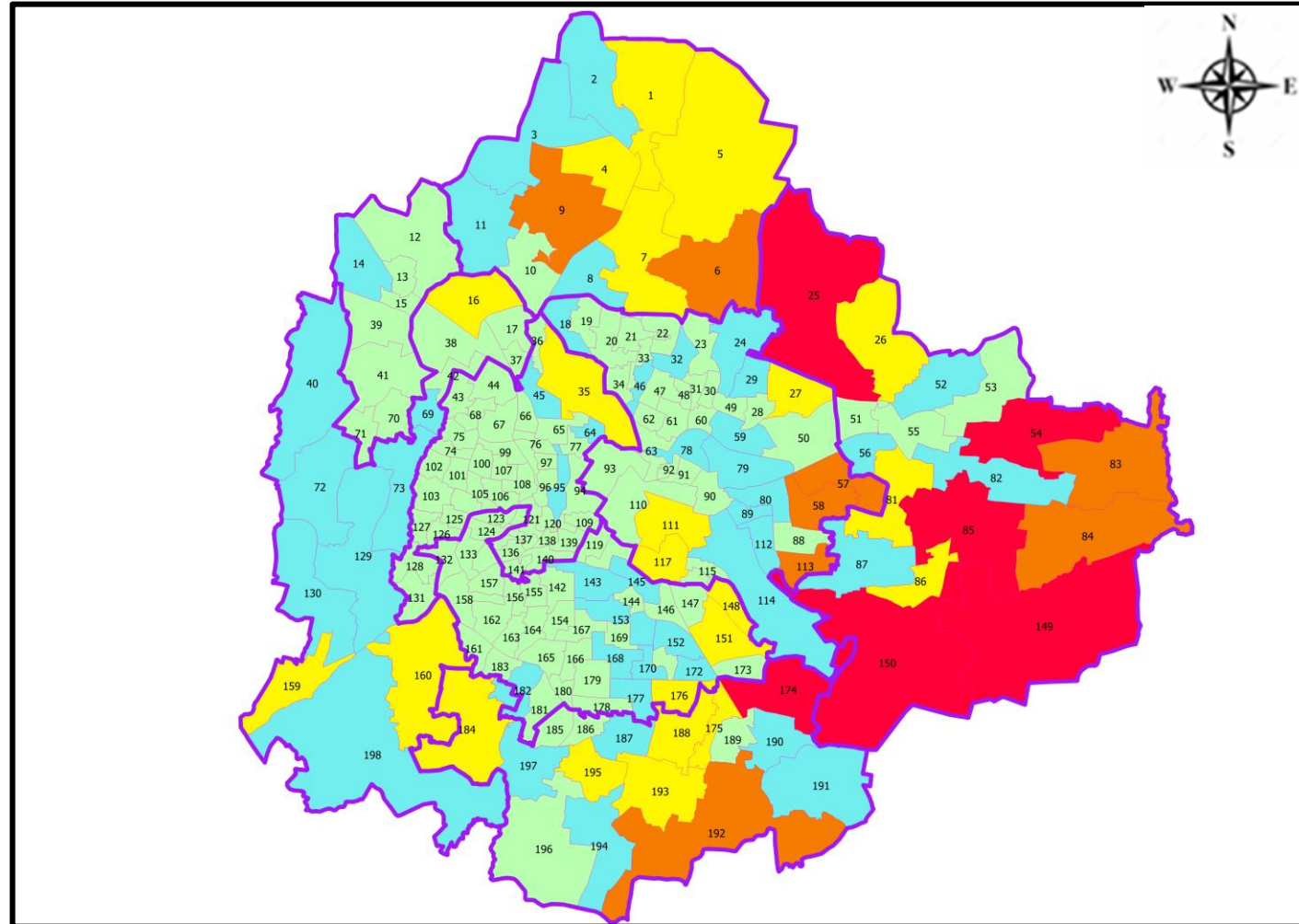
Ward No.	Ward Name	Daily Cases Average
150	Bellanduru	29
149	Varthuru	13
174	HSR Layout	12
25	Horamavu	12
85	Dodda Nekkundi	12
54	Hudi	10
84	Hagadur	9
57	CV Raman Nagar	8
6	Thanisandra	7
113	Konena Agrahara	7







Top 10 wards reporting least number of positive cases in last 7 days

Ward No.	Ward Name	Daily Cases Average
171	Gurappanapalya	0
156	Srinagara	0
146	Lakkasandra	0
141	Azad Nagar	0
137	Rayapura	0
136	Jagajivanram Nagar	0
135	Padarayanapura	0
134	Bapuji Nagar	0
132	Attiguppe	0
123	Vijayanagara	0



BENGALURU MAP SHOWING INTENSITY OF POSITIVE CASES IN LAST 7 DAYS



-  **Level 1 : 0 to 10 Cases**
-  **Level 2 : 10 to 25 Cases**
-  **Level 3 : 25 to 75 Cases**
-  **Level 4 : 75 to 150 Cases**
-  **Level 5 : More than 150 Cases**
-  **Zone Boundaries**

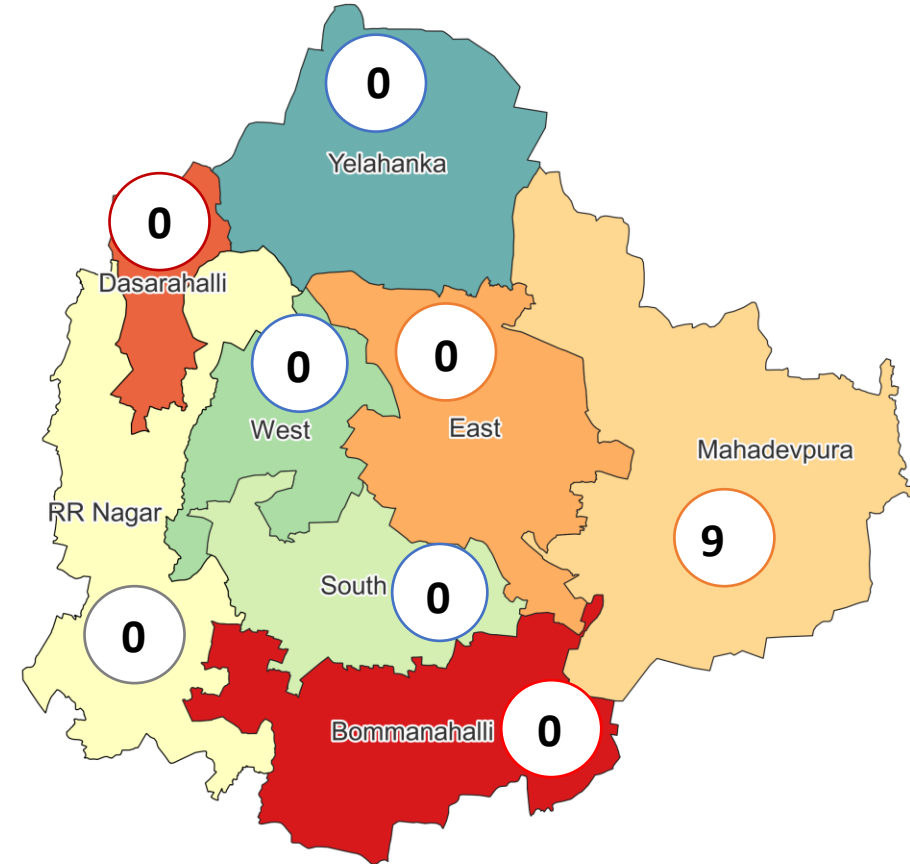


CLUSTER DETAILS



Zone Name	TOTAL CLUSTERS	Budding Clusters	Clusters	Outbreaks
		Less Than 5 Cases	5 To 14 Cases	More Than 14 Cases
BOMMANAHALLI	0 (-)	0 (-)	0 (-)	0 (-)
DASARAHALLI	0 (-)	0 (-)	0 (-)	0 (-)
EAST	0 (-)	0 (-)	0 (-)	0 (-)
MAHADEVPURA	9 (-)	9 (-)	0 (-)	0 (-)
RR NAGAR	0 (-)	0 (-)	0 (-)	0 (-)
SOUTH	0 (-)	0 (-)	0 (-)	0 (-)
WEST	0 (-)	0 (-)	0 (-)	0 (-)
YELAHANKHA	0 (-)	0 (-)	0 (-)	0 (-)
TOTAL	9 (-)	9 (-)	0 (-)	0 (-)

Total Active Clusters



Types of Clusters

Zone Name	Apartments/ Villa	Individual House	Hostels/Quarters	Others	Schools/Colleges
BOMMANAHALLI	0 (-)	0 (-)	0 (-)	0 (-)	0 (-)
DASARAHALLI	0 (-)	0 (-)	0 (-)	0 (-)	0 (-)
EAST	0 (-)	0 (-)	0 (-)	0 (-)	0 (-)
MAHADEVPURA	9 (-)	0 (-)	0 (-)	0 (-)	0 (-)
RR NAGAR	0 (-)	0 (-)	0 (-)	0 (-)	0 (-)
SOUTH	0 (-)	0 (-)	0 (-)	0 (-)	0 (-)
WEST	0 (-)	0 (-)	0 (-)	0 (-)	0 (-)
YELAHANKHA	0 (-)	0 (-)	0 (-)	0 (-)	0 (-)
TOTAL	9 (-)	0 (-)	0 (-)	0 (-)	0 (-)

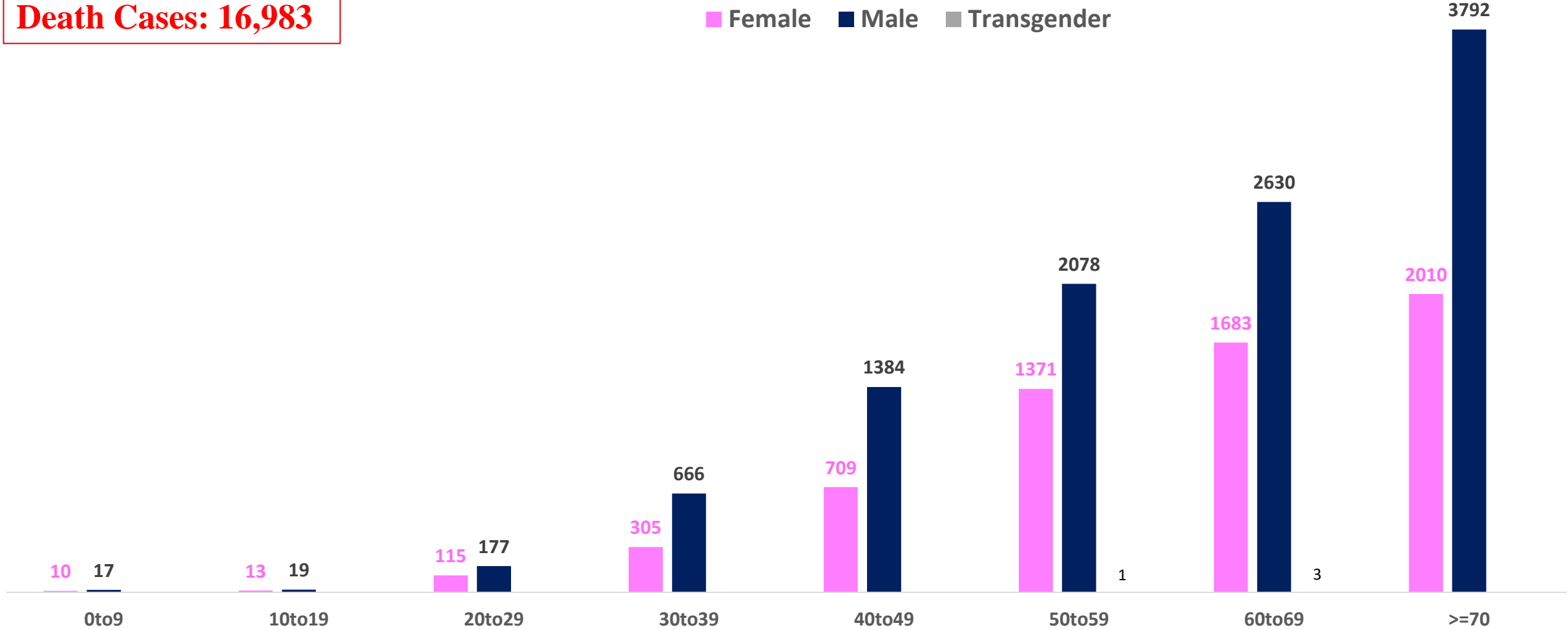
▲▼ : Shows increase and decrease in numbers as compared to previous day



AGE AND GENDER WISE DISTRIBUTION OF DEATH CASES



Death Cases: 16,983





VACCINATION COVERAGE AS ON 06.09.2022



Total Doses Administered

2,05,02,754

▲ 3,923

Total 12-14 years Population : 2.82 Lakhs

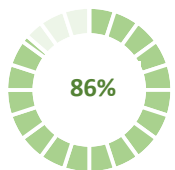
1ST DOSE



2,93,434
Doses administered

▲ 85

2ND DOSE

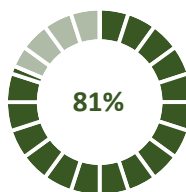


2,43,149
Doses administered

▲ 97

Total 15-18 years Population : 4.42 Lakhs

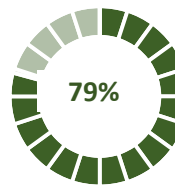
1ST DOSE



3,59,629
Doses administered

▲ 9

2ND DOSE

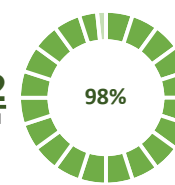


3,50,212
Doses administered

▲ 173

Total adult Population : 91.7 Lakhs

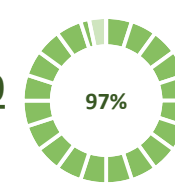
1ST DOSE



90,18,160
Doses administered

▲ 108

2ND DOSE



88,64,881
Doses administered

▲ 463

Priority Group*

Health Care Workers

Dose 1

2,10,388

Doses administered

▲ 0

Dose 2

2,07,116

Doses administered

▲ 1

Frontline Workers

Dose 1

3,81,992

Doses administered

▲ 0

Dose 2

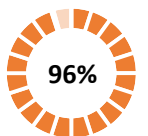
3,73,402

Doses administered

▲ 7

45 – 59 Years Coverage

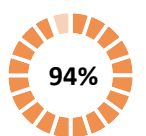
Dose 1



16,95,771
Doses administered

▲ 6

Dose 2

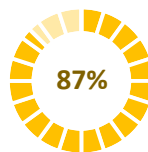


16,73,863
Doses administered

▲ 66

18 - 44 Years Coverage

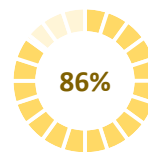
Dose 1



57,49,337
Doses administered

▲ 94

Dose 2



56,45,422
Doses administered

▲ 323

60 + Years Coverage

Dose 1



9,80,672
Doses administered

▲ 8

Dose 2



9,65,078
Doses administered

▲ 66

PRECAUTION DOSE



12,55,407

Doses administered

▲ 3,034

PRECAUTION DOSES ADMINISTERED

Health Care Workers

95,487

Booster Doses administered

▲ 38

Front Line Workers

1,37,524

Booster Doses administered

▲ 154

60 + Years Coverage

3,86,709

Booster Doses administered

▲ 176

18 + Years Coverage

6,35,687

Booster Doses administered

▲ 2,666

▲ indicates the increase in last 24 hours



COVID-19 SCENARIO IN BENGALURU AND OTHER METROPOLITIAN CITIES



CITY NAME	Positive Cases	Active Cases	Recovered	Deceased	Vaccine Doses Administered
New Delhi	20,00,950	1,021	19,73,447	26,482	3,67,55,713
Bengaluru*	18,67,480	2,951	18,47,546	16,983	2,36,26,242
Mumbai	11,45,803	2,540	11,23,552	19,711	2,20,52,703
Chennai	7,87,959	2,139	7,76,751	9,069	1,12,06,482

Source : <https://dashboard.cowin.gov.in/> at 5:20pm (07.09.2022)
Source : <https://www.covid19bharat.org/> at 5:20pm(07.09.2022)

*includes BBMP & Bengaluru Urban



SNAPSHOT OF COVID-19 CASES IN BENGALURU URBAN



**Total Wards With
< =10 Cases* :
126**

**Tests Conducted
on 06.09.2022:
13,845**

**Recovery
Rate*:
98.93%**

**Total
Active Cases :
2,951**

**Total Vaccinated
on 06.09.2022:
3,923**

**Positivity
Rate* :
3.34%**

**Active
Rate*:
0.16%**

**Case
Fatality Rate* :
0.00%**

*Total positive cases In the past 7 days

*CFR and positivity is for Past 7 days

Download BBMP Bulletin	https://apps.bbmpgov.in/covid19/mediabulletin.php
To register for vaccination :	https://selfregistration.cowin.gov.in/
BBMP COVID19 Dashboard:	https://apps.bbmpgov.in/covid19/
Follow us on:	www.facebook.com/bbmp.comm1/
	twitter.com/BBMPCOMM
	BBMPSplHealth

Issued by:

Honorable Chief Commissioner, BBMP
Special Commissioner Health & IT, BBMP
MD, Bengaluru Smart City Limited

THANK YOU !

ಬೃಹತ್ ಬೆಂಗಳೂರು ಮಹಾನಗರ ಪಾಲಿಕೆ
Bruhat Bengaluru Mahanagara Palike

Notched ear to indicate
the animal is Sterilised and
Vaccinated

Call the below number if you see a
street dog without a notched ear

SL NO	ZONES	ASSISTANT DIRECTOR NAME AND CONTACT NUMBER	SERVICE PROVIDER NAME	CONTACT NUMBER	CONTROL ROOM NUMBER
1	EAST	DR.MALLAPPA BAJANTHRI 9480683431	VSAWRD	SHAIK MASTAAN 9032959895	080-22975803
2	WEST	1. DR.ALLAMAPRABHU 9480685654 2. DR.AMUTESH.S.K. 9480685661	SARVODAYA SEVBHAVI SAMSTHA	AKSHAY B 7676916113	080-23463366 080-23561692
3	SOUTH	1. M.G.HALLI SHIVARAM 9480685395 2. DR.RAVI 9480685967	SARVODAYA SEVBHAVI SAMSTHA	AKSHAY B 7676916113	080-26566362
4	RR NAGAR	DR.MANJUNATH SHINDHE.S.M. 9480685206	ASRA	Smt. RADHA AMARNATH 9900136382 MURULI 7022461019	080-28600954 080-28601851
5	DASARAHALLI	DR.B.R.RAVIKUMAR 9480319121	DR. ABHILASH	DR. ABHILASH 8105138321	080-28394909 080-28393688
6	YELAHANKA	DR.LAKSHMINARAYANA SWAMY.C. 9480685352	ASRA	Smt. RADHA AMARNATH 9900136382	080-23636671 080-22975936
7	BOMMANAHALLI	DR. RAVI 9480685209	VSAWRD	SHAIK MASTAAN 9032959895	080-25735642 080-25732447
8	MAHADEVPURA	1. DR.ABBAS 9480683804 2. DR.LOKESH.S.P. 9480685207	ASRA	Smt. RADHA AMARNATH 9900136382 SHEETAL KUMAR 8050721033	080-28512300 / 301

@BBMPSplHealth
BBMP RABIES HELPLINE: 6364893322

